

Bath tub Boats

Upcycled Crafts for Kids
(and their grown-ups)



Milk Carton
Olympia



Independence
Seaport Museum

Bathtub Boats

Upcycled Crafts for Kids
(and their grown-ups)

01

GATHER

For our Olympia, we used an almond milk carton, an organic 2% milk carton, three toilet paper tubes, four paper straws, two cream cheese containers, four wine corks, packing tape, extra-long toothpicks, a sharpie and craft paint. **To achieve Olympia's distinct shape, two half gallon cartons work best, but you can use anything you find at home for the rest!**



Independence
Seaport Museum

Bathtub Boats

Upcycled Crafts for Kids (and their grown-ups)

02

PREP

We stacked and taped the wine corks into a cube for the Pilot House. We taped together two sets of two paper straws for length. We cut one toilet paper tube into five smaller rings (for the fighting tops and gun turrets). Next, we taped the flat ends of each milk carton together. Then, we cut a tiny slice into the triangle top of one milk carton (about where you might find Olympia's rudder) and taped it down.



Independence
Seaport Museum


Bathtub Boats

Upcycled Crafts for Kids (and their grown-ups)

03

PAINT

We opted to use Olympia's current colors, red and white, but you can be creative. We mixed a few colors to make a tan for the deck and Pilot House. We added black tops to the We painted everything else gold, even though real Olympia's gun turrets are actually white right now (oops!). We drew on Olympia's name and some other details with sharpie. **Pro tip: Painting might take several coats!**



Independence
Seaport Museum


Bath tub Boats

Upcycled Crafts for Kids
(and their grown-ups)

04

BUILD

Attach Olympia's two masts, two funnels, two gun turrets, and Pilot House by taping toothpicks inside each piece and then poking the toothpicks through the milk cartons. Did you know that sick sailors would quarantine in the fighting tops on the masts? **Pro tip: If your masts are wobbly, use some tape to fill in the extra space around your toothpicks inside the holes you poked.**



Independence
Seaport Museum

Bathtub Boats


Upcycled Crafts for Kids
(and their grown-ups)

05

CRUISE

Launch your Olympia where ever you find water! Use #bathtubboats on social media to show us your creation!

Pro tip: If your Olympia is a little top heavy, unscrew the milk carton caps and add a little water to each for ballast.



Independence
Seaport Museum